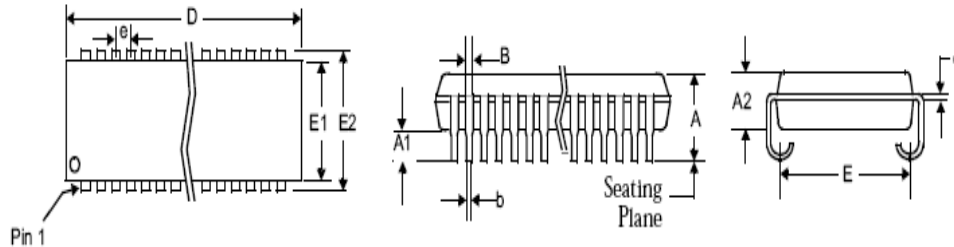




Plastic small outline J-bend (SOJ)

	20/26-pin 300 mil		24/26-pin 300 mil		28-pin 300 mil		32-pin 300 mil		28-pin 400 mil		32-pin 400 mil		36-pin 400 mil		40-pin 400 mil		42-pin 400 mil		44-pin 400 mil	
	Min	Max	Min	Max	Min	Max	Min	Max	Min	Max	Min	Max	Min	Max	Min	Max	Min	Max	Min	Max
A	-	0.140	-	0.148	-	0.140	-	0.145	0.132	0.146	-	0.145	-	0.148	-	0.145	0.128	0.148	0.128	0.148
A1	0.020	-	0.026	-	0.025	-	0.025	-	0.062	-	0.025	-	0.027	-	0.025	-	0.025	-	0.025	-
A2	0.095	0.105	0.106	NOM	0.095	0.105	0.086	0.105	0.105	0.115	0.086	0.115	0.102	NOM	0.086	0.115	0.105	0.115	0.105	0.115
B	0.025	0.032	0.015	0.020	0.028	TYP	0.026	0.032	0.024	0.032	0.026	0.032	0.026	0.032	0.026	0.032	0.026	0.032	0.026	0.032
b	0.016	0.022	0.028	NOM	0.018	TYP	0.014	0.020	0.013	0.021	0.015	0.020	0.013	0.021	0.015	0.022	0.015	0.020	0.015	0.020
c	0.008	0.014	0.006	0.008	0.010	TYP	0.006	0.013	0.005	0.012	0.007	0.013	0.006	0.012	0.007	0.014	0.007	0.013	0.007	0.013
D	-	0.686	0.670	0.680	-	0.730	0.820	0.830	0.720	0.729	0.820	0.830	0.920	0.930	1.020	1.035	1.070	1.080	1.120	1.130
E	0.245	0.285	0.255	0.275	0.245	0.285	0.250	0.275	0.354	0.378	0.360	0.380	0.350	0.390	0.348	0.390	0.370	NOM	0.370	NOM
E1	0.295	0.305	0.295	0.305	0.295	0.305	0.292	0.305	0.395	0.405	0.395	0.405	0.400	NOM	0.390	0.410	0.395	0.405	0.395	0.405
E2	0.327	0.347	0.328	0.339	0.327	0.347	0.330	0.340	0.430	0.440	0.435	0.445	0.435	0.445	0.435	0.445	0.435	0.445	0.435	0.445
e	0.050 BSC		0.050 BSC		0.050 BSC		0.050 BSC		0.050 BSC		0.050 BSC		0.045	0.055	0.050 BSC		0.050 NOM		0.050 NOM	

Dimensions in inches

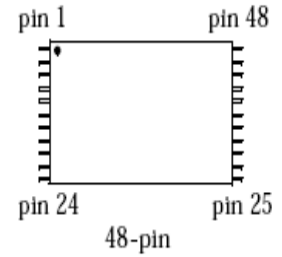
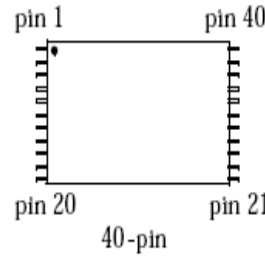
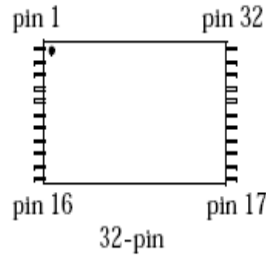
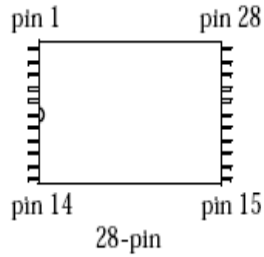
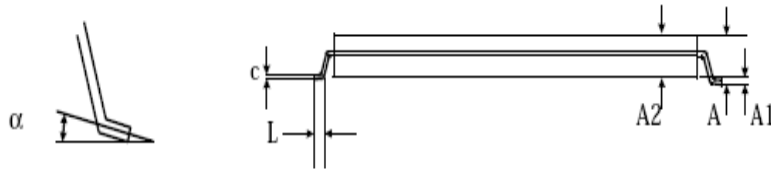
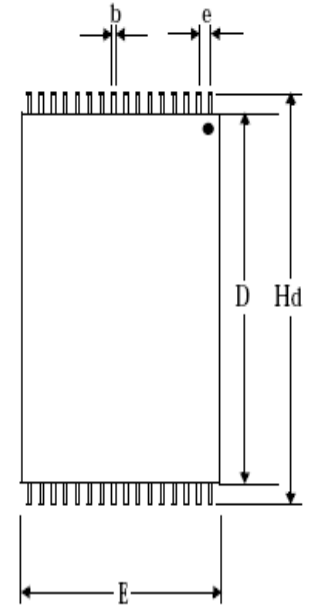




Thin small outline package (TSOP-I)

	28-pin 8×13.4		32-pin 8×20		40-pin 10×20		48-pin 12×20	
	Min	Max	Min	Max	Min	Max	Min	Max
A	-	1.20	-	1.20	-	1.20	-	1.27
A1	0.10	0.20	0.05	0.15	0.05	0.15	0.05	0.15
A2	0.95	1.05	0.95	1.05	0.95	1.05	0.95	1.05
b	0.15	0.25	0.17	0.27	0.17	0.27	0.17	0.27
c	0.10	0.20	0.10	0.21	0.10	0.21	0.15 nominal	
D	11.60	11.80	18.20	18.60	18.20	18.60	18.20	18.60
e	0.55 nominal		0.50 nominal		0.50 nominal		0.50 nominal	
E	8.0 nominal		7.80	8.20	9.90	10.10	11.90	12.10
Hd	13.30	13.50	19.80	20.20	19.80	20.20	19.80	20.20
L	0.50	0.70	0.50	0.70	0.50	0.70	0.50	0.70
α	0°	5°	0°	5°	0°	5°	0°	5°

Dimensions in millimeters





Thin small outline package (TSOP 2)

	44-pin TSOP 2		50-pin TSOP 2		54-pin TSOP 2	
	Min (mm)	Max (mm)	Min (mm)	Max (mm)	Min (mm)	Max (mm)
A	-	1.2	-	1.2	-	1.2
A1	0.05	-	0.05	-	0.05	-
A2	0.95	1.05	0.95	1.05	0.95	1.05
b	0.30	0.45	0.30	0.45	0.30	0.45
c	0.127 (typical)		0.12	0.21	0.12	0.21
D	18.28	18.54	20.85	21.05	22.12	22.32
E	10.03	10.29	10.03	10.29	10.03	10.29
e	0.80 (typical)		0.80 (typical)		0.80 (typical)	
He	11.56	11.96	11.56	11.96	11.56	11.96
l	0.40	0.60	0.40	0.60	0.40	0.60

*ranges encompass both 44/50 and 50/50 pin configurations.

